

# Shamrock Invitational

## Meet Results

Mar 6-8, 2015





Page: 1

Printed: 3/9/2015 3:03:07 PM

Women / 3 / L3: JrA

Session: 01

Judge's Signatures

Rank	Num	Name	Gym					AA
1	163	Kaleigh Clark	WISC	9.450 1	9.225 1	9.200 2	9.200 1	37.075 1
2	164	Elizabeth Wolfe	WISC	9.100 2	8.600 2T	9.050 3	8.025 3	34.775 2
3	162	Jordan Smith	WISC	9.050 3	8.600 2T	9.225 1	7.675 4	34.550 3
4	161	Abigail Dale	WISC	8.800 4	8.300 4	8.500 4	8.500 2	34.100 4

# Shamrock Invitational

## Meet Results

Mar 6-8, 2015





Page: 1

Printed: 3/9/2015 3:03:08 PM

Women / 3 / L3: SrA

Session: 01

Judge's Signatures

Rank	Num	Name	Gym					AA
1	166	Olivia Michaels	WISC	9.450 1T	9.275 1	9.475 1	9.375 2	37.575 1
2	167	Campbell Rudders	WISC	9.450 1T	9.100 2	9.425 2	9.550 1	37.525 2
3	168	Harper Wagner	WISC	8.900 5	8.725 4	9.075 3	9.150 3T	35.850 3
4	165	Vivian Lappas	WISC	9.300 3	8.925 3	8.700 4	8.725 5	35.650 4
5	169	Sairis Gonzalez-de Jesus	WISC	9.250 4	8.675 5	8.500 5	9.150 3T	35.575 5

# Shamrock Invitational

## Meet Results

Mar 6-8, 2015





Page: 1

Printed: 3/9/2015 3:03:03 PM

Women / XB / XB: JrA

Session: 01

Judge's Signatures

Rank	Num	Name	Gym					AA
1	109	Delaney McConnell	OTG	9.650 2	9.675 1	9.600 1	9.175 4	38.100 1
2	119	Elly Porter	WISC	9.575 3	9.575 4	9.525 2T	9.150 5T	37.825 2
3	108	Autumn Butler	OTG	9.350 9	9.350 9	9.525 2T	9.500 1	37.725 3
4	116	Mika Kenney	WISC	9.400 6T	9.400 7	9.375 5	9.275 3	37.450 4
5	115	Ellen Gulden	WISC	9.450 5	9.050 13T	9.225 6T	9.400 2	37.125 5
6	114	Lilianna Greene	WISC	9.725 1	9.500 5	8.800 11T	8.925 10	36.950 6
7	110	Anabelle Richards	OTG	9.050 12	9.600 2T	9.225 6T	9.050 8T	36.925 7
8	118	Lizzy Porter	WISC	9.300 10	9.450 6	8.900 10	8.875 11	36.525 8
9	111	Anaria Williams	OTG	8.850 14T	9.050 13T	9.475 4	9.125 7	36.500 9
10	120	Briana Rowsey	WISC	9.250 11	9.375 8	8.750 15T	9.050 8T	36.425 10
11	117	Acadia Massie	WISC	9.550 4	9.250 10T	8.950 9	8.625 12T	36.375 11
12	113	Abigail Glasgow	WISC	9.400 6T	8.950 15T	8.775 14	9.150 5T	36.275 12
13	105	Danielle Killian	Excalibur	8.950 13	9.075 12	9.175 8	8.400 15	35.600 13
14	106	Eadeoin O'Leary	Excalibur	9.400 6T	8.950 15T	8.800 11T	8.150 17	35.300 14
15	103	Addison Crogan	Excalibur	8.800 16	9.600 2T	8.500 19	8.300 16	35.200 15
16	104	Leiba Debb	Excalibur	8.850 14T	9.250 10T	8.800 11T	7.950 18	34.850 16
17	107	Alexa West	Excalibur	8.300 17	8.900 17	8.750 15T	8.625 12T	34.575 17
18	159	Elliot Cox	Excalibur	7.650 18	8.800 18	8.550 18	8.600 14	33.600 18
19	102	Brooklyn Beverly	Excalibur	6.750 19	8.700 19	8.750 15T	7.500 19	31.700 19

# Shamrock Invitational

## Meet Results

Mar 6-8, 2015





Page: 1

Printed: 3/9/2015 3:03:04 PM

Women / XB / XB: JrB

Session: 01

Judge's Signatures

Rank	Num	Name	Gym					AA
1	133	Maya Kapij	WISC	9.425 2	9.400 7T	9.550 4	9.575 2T	37.950 1
2	126	Elle Ochave	OTG	9.300 6T	9.450 3T	9.625 1T	9.525 4	37.900 2
3	127	Riley Smith	OTG	9.300 6T	9.250 12T	9.450 6T	9.775 1	37.775 3
4	128	Kylee Smith	OTG	9.550 1	9.350 9T	9.400 8	9.350 8T	37.650 4
5	122	Melanie Cortes	OTG	9.250 10	9.350 9T	9.625 1T	9.300 10T	37.525 5
6	131	Megan Geehan	WISC	9.200 11	9.500 1T	9.300 9	9.425 5	37.425 6
7	124	Kaitlyn Fox	OTG	9.350 4T	9.400 7T	9.250 10	9.400 6T	37.400 7
8	135	Jasmine Shelton	WISC	9.400 3	9.350 9T	9.175 12	9.400 6T	37.325 8
9	136	Ashlyn Stallings	WISC	9.350 4T	9.500 1T	8.950 15	9.350 8T	37.150 9
10	139	Mia Wood	WISC	8.900 14T	9.450 3T	9.500 5	9.275 12	37.125 10
11	132	Chiara Goldmann	WISC	9.300 6T	9.200 14	9.100 13	9.300 10T	36.900 11
12	130	Bailey Fairheart	WISC	8.950 13	9.125 16	9.075 14	9.575 2T	36.725 12
13T	121	Andrea Seddon	Excalibur	8.900 14T	9.150 15	9.450 6T	9.200 13*	36.700 13T
13T	129	Mackenzie White	OTG	9.050 12	9.250 12T	9.200 11	9.200 13*	36.700 13T
15	137	Emily Stefanick	WISC	9.300 6T	9.425 6	8.500 17	8.725 16	35.950 15
16	138	Sidney VanSickel	WISC	8.750 16	8.700 17	8.825 16	8.900 15	35.175 16
17	125	Emily McCracken	OTG	0.000 17	9.450 3T	9.575 3	0.000 17	19.025 17

# Shamrock Invitational

## Meet Results

Mar 6-8, 2015





Page: 1

Printed: 3/9/2015 3:03:05 PM

Women / XB / XB: SrA

Session: 01

Judge's Signatures

Rank	Num	Name	Gym					AA
1	146	Jhyrmaine Gomez	OTG	9.675 2	9.600 3T	9.400 7	9.775 1	38.450 1
2	144	Ainsley Cornstuble	OTG	9.700 1	9.550 6T	9.500 3T	9.625 3T	38.375 2
3	153	Savannah Walker	OTG	9.550 5	9.700 2	9.575 1	9.500 7T	38.325 3
4	149	Carlie Meyerholz	OTG	9.400 8	9.750 1	9.425 6	9.525 6	38.100 4
5	147	Milena Harrell	OTG	9.500 6	9.550 6T	9.225 13	9.475 10T	37.750 5
6	150	Rachel Michin	OTG	9.600 3T	9.600 3T	8.900 16	9.625 3T	37.725 6
7	155	Emma Fairheart	WISC	9.150 11T	9.275 15	9.275 11	9.700 2	37.400 7
8T	142	Victoria Stephens	Excalibur	9.100 13	9.600 3T	9.350 8T	9.225 16	37.275 8T
8T	148	Jocelyn Hastey	OTG	9.000 15T	9.525 8	9.450 5	9.300 12	37.275 8T
10	141	Julia Dziegielewski	Excalibur	9.000 15T	9.350 12	9.550 2	9.275 13	37.175 10
11	143	Kylee Corin	OTG	9.250 9T	9.300 13T	9.300 10	9.250 14T	37.100 11
12T	156	Madalyn Males	WISC	9.450 7	8.800 16	9.250 12	9.575 5	37.075 12T
12T	157	Romi Thomas	WISC	9.050 14	9.425 10	9.350 8T	9.250 14T	37.075 12T
14	145	Kailey Garofalo	OTG	9.250 9T	9.375 11	9.150 14T	9.100 17	36.875 14
15	140	Rylee DeDeo	Excalibur	9.150 11T	8.650 17	9.500 3T	9.500 7T	36.800 15
16	154	Natalie Carr	WISC	9.600 3T	9.500 9	8.100 18	9.500 7T	36.700 16
17	151	Grace Nicosia	OTG	8.900 18	9.300 13T	8.750 17	9.475 10T	36.425 17
18	158	Chloe Griffin	Windsor	8.950 17	8.350 18	9.150 14T	8.950 18	35.400 18

# Shamrock Invitational

## Meet Results

Mar 6-8, 2015





Page: 1

Printed: 3/9/2015 3:03:10 PM

Women / XS / XS: JrA

Session: 02

Judge's Signatures

Rank	Num	Name	Gym					AA
1	208	Taylor Miller	OTG	9.800 1	9.525 4	9.750 1	9.675 1	38.750 1
2	207	Maggie McConnell	OTG	9.350 7T	9.650 1	9.650 2	9.400 4T	38.050 2
3	206	Kerrigan Kimener	OTG	9.350 7T	9.475 5	9.625 3	9.350 8	37.800 3
4	203	Nalani Jackson	Excalibur	9.500 2T	9.450 6	9.375 6T	9.225 11T	37.550 4
5	214	Trinity Hamill	VIGS	9.250 9	9.000 16	9.575 4	9.400 4T	37.225 5
6	201	Mia Amuial	Excalibur	9.100 10	9.200 11T	9.375 6T	9.500 3	37.175 6
7	210	Madison Petrie	OTG	9.500 2T	8.650 19	9.450 5	9.525 2	37.125 7
8	217	Alannah Jarrell	WISC	9.000 11	9.550 3	9.300 9	9.225 11T	37.075 8
9	215	Anahi Vasquez	VIGS	9.450 4T	9.225 9T	9.000 16	9.325 9	37.000 9
10T	211	Hannah Ball	VIGS	9.450 4T	8.800 17	9.200 12	9.175 13	36.625 10T
10T	212	Reese Barrett	VIGS	8.850 13	9.225 9T	9.175 13	9.375 7	36.625 10T
12	209	Madalynn Petre	OTG	9.425 6	8.100 20	9.350 8	9.400 4T	36.275 12
13	202	Sophia Dobbins	Excalibur	8.900 12	9.175 13	8.800 17	9.250 10	36.125 13
14	204	Gabriella Ramsey	Excalibur	8.700 15T	9.025 14T	9.225 11	9.125 15	36.075 14
15	218	Katherine Proffitt	WISC	8.800 14	9.575 2	8.675 18	8.925 18	35.975 15
16	213	Grace Dulay	VIGS	8.700 15T	9.025 14T	9.075 15	9.150 14	35.950 16
17	220	Bobbie Rose	Windsor	8.200 20	9.400 7	9.275 10	9.000 17	35.875 17
18	216	Ryan Ward	VIGS	8.250 19	9.300 8	9.100 14	8.775 20	35.425 18
19	219	Laney Legum	Windsor	8.300 17T	9.200 11T	8.500 19T	8.800 19	34.800 19
20	205	Cinaiya Lewis	Gym Quest	8.300 17T	8.750 18	8.500 19T	9.050 16	34.600 20

# Shamrock Invitational

## Meet Results

Mar 6-8, 2015





Page: 1

Printed: 3/9/2015 3:03:12 PM

Women / XS / XS: JrB

Session: 02

Judge's Signatures

Rank	Num	Name	Gym					AA
1	232	Autumn Torian	OTG	9.650 1T	9.550 4T	9.625 2	9.450 3T	38.275 1
2	228	Rheyana Regalado	OTG	9.500 3	9.650 1	9.675 1	9.350 7	38.175 2
3	227	Madelyn Pitcher	OTG	9.650 1T	9.400 10T	9.375 10T	9.675 1	38.100 3
4	226	Reilly LaRoche	OTG	9.400 5T	9.550 4T	9.600 3	9.450 3T	38.000 4
5	221	Jessica Kocher	Excalibur	9.400 5T	9.575 3	9.400 8T	9.450 3T	37.825 5
6	230	Elizabeth Sampsell	OTG	9.350 7T	9.400 10T	9.475 5	9.175 14	37.400 6
7	224	M'Kalyn Holder	OTG	9.175 11	9.550 4T	9.375 10T	9.125 16T	37.225 7
8	222	Aichlyn Schultz	Excalibur	9.250 9T	9.000 15T	9.400 8T	9.500 2	37.150 8
9	225	Devin Kinzel	OTG	9.250 9T	9.300 12T	9.450 6	9.125 16T	37.125 9
10	240	Isabel O'Connor	WISC	9.350 7T	9.425 8T	9.225 14T	9.075 19	37.075 10
11	231	Allie Sictor	OTG	9.150 12	9.425 8T	9.175 17	9.200 13	36.950 11
12	241	Arden Walker	WISC	8.900 13T	9.600 2	9.125 18T	9.275 12	36.900 12
13	229	Paige Robinson	OTG	8.900 13T	9.025 14	9.500 4	9.325 8T	36.750 13
14	238	Gisele Duval	WISC	8.700 16	9.300 12T	9.050 20	9.450 3T	36.500 14
15T	236	Savannah Smith	VIGS	9.425 4	8.250 19	9.200 16	9.150 15	36.025 15T
15T	233	Taylor Mittelstadter	VIGS	8.500 17	9.000 15T	9.225 14T	9.300 10T	36.025 15T
17	239	Virginia Lynch	WISC	8.750 15	8.600 17	9.250 13	9.125 16T	35.725 17
18	235	Caroline Roberts	VIGS	8.350 18	8.400 18	9.325 12	9.300 10T	35.375 18
19	237	Taryn Dalson	WISC	7.400 19	9.550 4T	9.425 7	8.750 20	35.125 19
20	234	Dorothy Redding	VIGS	0.000 20	0.000 20	9.125 18T	9.325 8T	18.450 20

# Shamrock Invitational

## Meet Results

Mar 6-8, 2015





Page: 1

Printed: 3/9/2015 3:03:13 PM

Women / XS / XS: SrA

Session: 02

Judge's Signatures

Rank	Num	Name	Gym					AA
1	255	Margaret O'Connor	WISC	9.600 2	9.525 1	9.400 3	9.350 4	37.875 1
2	250	Hailey Pollock	OTG	9.450 4	9.350 4T	9.525 1	9.175 9	37.500 2
3	253	Ashleigh Glessner	WISC	9.650 1	9.450 3	8.800 12	9.475 3	37.375 3
4	251	Sarah Sparagno	OTG	8.850 8	9.350 4T	9.300 6T	9.550 1	37.050 4
5	254	Cailin McCummings	WISC	8.950 7	9.250 6T	9.050 8	9.325 5	36.575 5
6	245	Caitlyn Jones	Gym Quest	9.300 5	9.100 10	9.000 9	9.100 12	36.500 6
7T	249	Karegan Bostic	OTG	9.525 3	7.800 14	9.475 2	9.500 2	36.300 7T
7T	244	Rachel Holtz	Gym Quest	8.500 11	9.250 6T	9.350 5	9.200 8	36.300 7T
9	252	Maya White	OTG	9.150 6	8.575 12	9.375 4	9.125 10T	36.225 9
10	248	Sarah-Kate Prewett	Gym Quest	8.250 13	9.200 9	9.300 6T	9.300 6	36.050 10
11	247	Haley Mulligan	Gym Quest	8.750 10	9.500 2	8.900 10	8.600 14	35.750 11
12	246	Sophia Lacatell	Gym Quest	8.800 9	9.250 6T	8.425 13	9.125 10T	35.600 12
13	243	Kristin Grant	Gym Quest	8.300 12	9.000 11	8.850 11	9.250 7	35.400 13
14	242	Erica Cummings	Gym Quest	7.800 14	8.050 13	8.350 14	8.700 13	32.900 14



# Shamrock Invitational

## Meet Results

Mar 6-8, 2015





Page: 1

Printed: 3/9/2015 3:03:14 PM

Women / 6 / L6: JrA

Session: 03

Judge's Signatures

Rank	Num	Name	Gym					AA
1	304	Reagan Lentz	Flip Force	9.300 9T	9.250 2	9.500 1T	9.575 2T	37.625 1
2	307	Kaitlyn Almonte	Loudoun	9.625 1	9.075 3	9.300 10T	9.450 6T	37.450 2
3	313	Tessa Forehand	OTG	9.400 4T	8.750 9	9.475 4T	9.675 1	37.300 3
4	305	Paris Parker	Flip Force	9.200 15T	9.000 4T	9.500 1T	9.325 11	37.025 4
5	302	Emily Loomis	Apollo	9.450 2T	8.725 10	9.475 4T	9.250 13	36.900 5
6	319	Cameron Unice	VIGS	9.300 9T	9.325 1	8.825 14T	9.350 9T	36.800 6
7	318	Brooke Saylor	VIGS	9.250 13T	8.700 11	9.300 10T	9.525 5	36.775 7
8	308	Amber Chee	Loudoun	9.250 13T	8.800 7	9.125 12	9.575 2T	36.750 8
9T	303	Rylee Karagiannakis	Flip Force	9.350 8	8.850 6	8.900 13	9.575 2T	36.675 9T
9T	306	Hailee Smith	Flip Force	9.400 4T	8.575 13	9.400 9	9.300 12	36.675 9T
11	314	Charlotte Bowles	Pure	9.400 4T	8.600 12	9.475 4T	9.175 15	36.650 11
12	312	Sofia Catlin	OTG	9.300 9T	8.050 17	9.450 7	9.450 6T	36.250 12
13	317	Talton Richardson	Pure	9.300 9T	8.775 8	8.775 17	9.350 9T	36.200 13
14	315	Caroline Holley	Pure	9.375 7	7.825 18	9.500 1T	9.400 8	36.100 14
15	311	Julia Stout	Loudoun	9.450 2T	8.200 15	9.425 8	8.800 18	35.875 15
16	320	Madison Toney	WISC	9.200 15T	9.000 4T	8.350 19	9.025 16T	35.575 16
17	309	Phoebe Dunn	Loudoun	9.000 18	8.550 14	8.800 16	8.775 19	35.125 17
18	310	Silvana Runfola	Loudoun	8.600 19	8.125 16	8.825 14T	9.200 14	34.750 18
19	316	Madeline Perdue	Pure	9.150 17	7.500 19	8.600 18	9.025 16T	34.275 19

# Shamrock Invitational

## Meet Results

Mar 6-8, 2015





Page: 1

Printed: 3/9/2015 3:03:15 PM

Women / 6 / L6: JrB

Session: 03

Judge's Signatures

Rank	Num	Name	Gym					AA
1T	325	Helena Poulin	Apollo	9.325 5T	9.575 1	9.650 1	9.450 8T	38.000 1T
1T	336	Rylee Gibson	OTG	9.625 1	9.525 2	9.525 6T	9.325 13T	38.000 1T
3	321	Lily Barta	Apollo	9.325 5T	9.275 4	9.575 3	9.675 1T	37.850 3
4	330	Rowan Nolen	Capital	9.250 7T	9.100 5T	9.550 4T	9.625 4T	37.525 4
5	324	Sasha Ellis	Apollo	9.400 4	9.100 5T	9.350 11T	9.650 3	37.500 5
6T	326	Alexis Quitugua	Apollo	9.250 7T	8.800 10	9.550 4T	9.625 4T	37.225 6T
6T	327	Lola Sepulveda	Apollo	9.500 3	9.075 7	9.400 9T	9.250 17T	37.225 6T
8	329	Nicole Galloway	Capital	9.100 14T	9.025 8	9.625 2	9.450 8T	37.200 8
9	331	Kathryn (Katie) Robinson	Capital	9.000 18T	8.875 9	9.525 6T	9.475 7	36.875 9
10	337	Carlie Freeman	Pure	9.200 10T	8.425 18	9.425 8	9.550 6	36.600 10
11	328	Sophia Sterling	Apollo	9.250 7T	9.450 3	8.925 19	8.875 21	36.500 11
12	323	Lindsey Eichler	Apollo	9.100 14T	8.650 13	9.400 9T	9.250 17T	36.400 12
13	339	Megan Hurt	VIGS	8.850 20T	8.575 14	9.250 14T	9.675 1T	36.350 13
14	322	Madisyn Battle	Apollo	9.200 10T	8.350 19	9.350 11T	9.375 12	36.275 14
15	341	Sarah Nelson	VIGS	8.850 20T	8.700 11T	9.300 13	9.400 11	36.250 15
16	332	Karaline Gronbech	Excalibur	9.200 10T	8.450 17	9.100 16T	9.425 10	36.175 16
17	342	Rachel Young	VIGS	9.100 14T	8.500 16	9.100 16T	9.325 13T	36.025 17
18	334	Nora Little	Gym Quest	9.200 10T	8.300 20	9.250 14T	9.225 19	35.975 18
19	340	Alycia Hutchens	VIGS	9.025 17	8.550 15	9.000 18	9.325 13T	35.900 19
20	338	Brooke Murdock	Pure	9.000 18T	8.700 11T	8.250 21	9.300 16	35.250 20
21	335	Alexandra Robinson	Loudoun	9.550 2	8.100 22	8.500 20	9.000 20	35.150 21
22	333	Megan Anderson	Flip Force	8.700 22	8.250 21	8.100 22	8.300 22	33.350 22

# Shamrock Invitational

## Meet Results

Mar 6-8, 2015





Page: 1

Printed: 3/9/2015 3:03:16 PM

Women / 6 / L6: SrA

Session: 03

Judge's Signatures

Rank	Num	Name	Gym					AA
1	344	Indigo Greeson	Apollo	9.450 3	9.525 1	9.575 3	9.600 5	38.150 1
2	346	Virginia Keys	Capital	9.525 1	9.200 3	9.625 2	9.775 1	38.125 2
3	348	Joie Williams	Capital	9.000 14	9.300 2	9.725 1	9.725 2	37.750 3
4	352	Mika'la Hicks	OTG	9.325 7T	9.000 4	9.375 7T	9.325 13	37.025 4
5	360	McKenna Vischer	WISC	9.150 11T	8.850 5	9.500 4	9.375 11T	36.875 5
6T	345	Katria Mayfield	Apollo	9.400 4T	8.300 12	9.450 5	9.625 3T	36.775 6T
6T	349	Hannah Bodnovich	Excalibur	9.225 9T	8.675 8	9.350 9	9.525 6T	36.775 6T
8	347	Hannah Raffert	Capital	9.400 4T	8.775 7	8.825 13	9.625 3T	36.625 8
9	353	Kara Lee	OTG	9.400 4T	8.275 13	9.325 10	9.525 6T	36.525 9
10	343	Nadia DeBoer	Apollo	9.150 11T	8.800 6	9.425 6	8.775 16	36.150 10
11T	354	Meredith Marcil	OTG	9.500 2	7.550 16	9.375 7T	9.500 8	35.925 11T
11T	358	Madisyn Watkins	VIGS	9.325 7T	8.375 10	9.075 11	9.150 14	35.925 11T
13	357	Kelly Livingston	VIGS	9.050 13	8.325 11	8.750 14	9.475 9	35.600 13
14	351	Jordan Robinson	Excalibur	9.225 9T	8.650 9	7.800 16	9.425 10	35.100 14
15	356	Annieboyd Mutch	Pure	8.900 15	8.200 14	8.600 15	9.375 11T	35.075 15
16	359	Louise Herman	WISC	8.800 16	7.850 15	9.025 12	8.950 15	34.625 16

# Shamrock Invitational

## Meet Results

Mar 6-8, 2015





Page: 1

Printed: 3/9/2015 3:03:17 PM

Women / 6 / L6: SrB

Session: 03

Judge's Signatures

Rank	Num	Name	Gym					AA
1	373	Rachel McGraw	OTG	9.575 1	9.325 2	9.350 8T	9.625 4T	37.875 1
2	365	Valencia Glitton	Capital	9.350 5	8.950 5	9.575 1T	9.750 1T	37.625 2
3	361	Kylee Bush	Apollo	9.500 2T	9.000 3T	9.400 7	9.700 3	37.600 3
4	368	Karley Gronbech	Excalibur	9.200 9T	9.550 1	9.350 8T	9.175 11	37.275 4
5	366	Kacey Hudson	Capital	9.500 2T	8.300 13T	9.525 3	9.750 1T	37.075 5
6T	372	Jessica Lofton	OTG	9.200 9T	8.700 6	9.250 12	9.625 4T	36.775 6T
6T	371	Kaitlyn Lee	OTG	9.000 12T	9.000 3T	9.575 1T	9.200 10	36.775 6T
6T	364	Hannah Wilson	Apollo	9.400 4	8.600 7T	9.475 4T	9.300 8	36.775 6T
9	363	Sarah McKenzie	Apollo	9.300 7T	8.450 10T	9.475 4T	9.450 6	36.675 9
10	374	Caitlin Quinn	Pure	9.300 7T	8.600 7T	9.475 4T	9.125 13	36.500 10
11	375	Christen Wallace	Pure	9.325 6	8.400 12	9.225 13	9.250 9	36.200 11
12	367	Celina Ryan	Capital	9.100 11	8.450 10T	9.050 14	9.150 12	35.750 12
13	369	Noa Simmons	Gym Quest	9.000 12T	8.300 13T	9.350 8T	8.850 14	35.500 13
14	362	Hailey McAuliffe	Apollo	0.000 14	8.600 7T	9.325 11	9.350 7	27.275 14

# Shamrock Invitational

## Meet Results

Mar 6-8, 2015

Page: 1

Printed: 3/9/2015 3:03:22 PM





Women / 7 / L7: SrA

Session: 03

Judge's Signatures

---

---

Rank	Num	Name	Gym					AA
1	381	Emily Allen	Gym Quest	9.400 1	8.675 1	8.750 1	8.750 1	35.575 1

# Shamrock Invitational

## Meet Results

Mar 6-8, 2015





Page: 1

Printed: 3/9/2015 3:03:25 PM

Women / 8 / L8: JrA

Session: 04

Judge's Signatures

Rank	Num	Name	Gym					AA
1	412	Naya Howard	OTG	9.450 1T	9.625 1	9.600 3	9.725 1	38.400 1
2	406	Alani Sabado	Capital	9.225 4	9.575 2T	9.825 1	9.575 2	38.200 2
3	404	Margo Gurian	Capital	9.250 3	9.575 2T	9.750 2	9.525 3T	38.100 3
4	401	Alexa Bracher	Capital	9.450 1T	8.850 13	9.100 8	9.250 8T	36.650 4
5T	409	Naomi Heit	Loudoun	8.800 9	9.000 9T	9.525 4	9.250 8T	36.575 5T
5T	414	Jenae Brooks	VIGS	9.050 5	9.400 4	9.000 9	9.125 14	36.575 5T
7	407	Brooke Burkhart	GMS	8.900 8	9.200 6T	8.825 11T	9.525 3T	36.450 7
8	402	Melaina Carl	Capital	9.000 6T	9.200 6T	8.800 13T	9.350 7	36.350 8
9	403	Rebecca Esser	Capital	9.000 6T	9.275 5	8.875 10	9.175 11	36.325 9
10	417	Morgan McCarty	VIGS	8.300 13	8.900 12	9.375 5T	9.425 5	36.000 10
11	416	Brooke Georgel	VIGS	8.250 14	9.000 9T	8.800 13T	9.400 6	35.450 11
12	405	Lauren Hertel	Capital	8.350 12	9.000 9T	8.625 16	9.225 10	35.200 12
13	415	Annabelle Frazier	VIGS	8.150 15	9.075 8	8.725 15	9.150 12T	35.100 13
14	810	Cadence Gormley	RCYF	8.500 10	7.950 15	9.375 5T	9.150 12T	34.975 14
15	413	Anna Hughes	RCYF	8.375 11	7.850 16	9.225 7	9.075 15	34.525 15
16	410	Carson Pettit	Loudoun	7.700 16	8.600 14	8.825 11T	0.000 16	25.125 16

# Shamrock Invitational

## Meet Results

Mar 6-8, 2015





Page: 1

Printed: 3/9/2015 3:03:26 PM

Women / 8 / L8: JrB

Session: 04

Judge's Signatures

Rank	Num	Name	Gym					AA
1	431	Jessica Johnson	OTG	9.100 7	9.650 1	9.600 2	9.525 2T	37.875 1
2	419	Bria Huguley	Capital	9.250 4	9.550 2	9.150 8	9.525 2T	37.475 2
3T	425	Samantha DeRosa	GMS	9.000 8	9.375 4	9.550 3	9.375 5	37.300 3T
3T	428	Morgan Murphy	GMS	9.275 3	9.400 3	9.200 7	9.425 4	37.300 3T
5	433	Kameryn Daniels	Paragon	9.475 2	9.350 5	9.750 1	8.575 16	37.150 5
6	420	Mia-Meshell Jenkins	Capital	9.650 1	8.550 9T	9.375 5	8.925 12	36.500 6
7	418	Hanna Do	Capital	8.850 9	8.425 12	9.525 4	9.625 1	36.425 7
8	436	Jocelyn Covaney	WISC	9.150 5T	8.875 7	9.250 6	8.850 14	36.125 8
9	432	Sofie Morris	OTG	9.150 5T	9.175 6	8.225 15	9.300 7T	35.850 9
10	427	Rachel Loomis	GMS	8.800 10	8.550 9T	8.825 11	9.025 11	35.200 10
11	421	Sophia Maceo	Capital	8.150 16	8.850 8	8.725 12	9.325 6	35.050 11
12	430	Kerry Gallagher	Loudoun	8.200 14T	8.050 13	9.125 9	8.875 13	34.250 12
13	429	Angelina Eades	Loudoun	8.725 11	8.525 11	7.650 16	9.300 7T	34.200 13
14	434	Ashley D'Ambrosia	RCYF	8.200 14T	7.525 14	9.050 10	9.150 10	33.925 14
15	424	Reese OBrien	Flip Force	8.300 13	7.450 15	8.250 14	9.225 9	33.225 15
16	423	Carley Metzger	Cardinal	8.450 12	6.300 16	8.625 13	8.825 15	32.200 16

# Shamrock Invitational

## Meet Results

Mar 6-8, 2015





Page: 1

Printed: 3/9/2015 3:03:27 PM

Women / 8 / L8: SrA

Session: 04

Judge's Signatures

Rank	Num	Name	Gym					AA
1	448	Natalie Blackburn	OTG	9.325 2	9.250 3	9.400 3	9.450 1	37.425 1
2	437	Anna Brascia	Capital	9.525 1	9.625 1	9.650 1	8.300 13	37.100 2
3	449	Leah Daigneau	OTG	9.150 3	9.025 4T	9.250 7T	9.125 4	36.550 3
4	438	Morgan Stakel	Capital	8.450 8	9.300 2	9.375 4	9.325 3	36.450 4
5	446	Maddy Howell	Loudoun	8.700 5	8.625 6	9.325 5T	9.050 6T	35.700 5
6	444	Neika Manafi	GMS	9.075 4	7.600 11	9.250 7T	8.975 9	34.900 6
7	451	Kelsey O'Neill	RCYF	8.650 6	7.900 9	9.325 5T	8.925 11	34.800 7
8	445	Caitlyn Murphy	GMS	8.100 13	9.025 4T	8.400 12	8.950 10	34.475 8
9	447	Mia Park	Loudoun	8.350 10	7.475 12	9.500 2	9.050 6T	34.375 9
10	441	Anna Vogus	Cardinal	8.500 7	8.150 8	8.500 11	9.100 5	34.250 10
11	443	Hannah Lentz	Flip Force	8.250 12	7.250 13	8.900 9	9.400 2	33.800 11
12	439	Katherine Dow	Cardinal	8.325 11	8.350 7	8.175 13	8.850 12	33.700 12
13	442	Reagan Cottrell	Flip Force	8.375 9	7.650 10	8.600 10	9.000 8	33.625 13
14	440	Grace Haataja	Cardinal	0.000 14	5.000 14	0.000 14	0.000 14	5.000 14



# Shamrock Invitational

## Meet Results

Mar 6-8, 2015





Page: 1

Printed: 3/9/2015 3:03:28 PM

Women / 8 / L8: SrB

Session: 04

Judge's Signatures

Rank	Num	Name	Gym					AA
1	461	Jazmine Belmar	OTG	9.175 1	8.950 4	8.600 5	9.375 3	36.100 1
2	462	Clara Chang	OTG	8.750 2	9.300 1	8.475 6	9.450 1	35.975 2
3	459	Marion Richard	GMS	8.400 4T	9.150 2T	8.950 2	9.400 2	35.900 3
4	460	Cassie Altamirano	OTG	8.100 12	9.150 2T	9.100 1	9.225 4	35.575 4
5	458	Sara Laiti	GMS	8.250 9T	8.525 5	8.400 7T	9.150 5	34.325 5
6	464	Maren Sword	OTG	8.400 4T	8.400 6	8.850 3	8.550 11	34.200 6
7	468	Brooke Manion	Pure	8.250 9T	7.400 7	8.200 9	8.700 7T	32.550 7
8	456	Sydney Marrs	Cardinal	8.500 3	6.600 9	8.150 10	8.700 7T	31.950 8
9	457	Lindsey Stang	Cardinal	8.400 4T	5.500 12	8.825 4	8.750 6	31.475 9
10	467	Leeanna Hudson	Pure	8.200 11	6.750 8	8.400 7T	8.075 12	31.425 10
11	453	Jessica Goldenberg	Cardinal	8.400 4T	6.250 10	7.500 11	8.700 7T	30.850 11
12	455	Kristen Lucas	Cardinal	8.350 8	6.050 11	7.225 12	8.575 10	30.200 12

# Shamrock Invitational

## Meet Results

Mar 6-8, 2015





Page: 1

Printed: 3/9/2015 3:03:29 PM

Women / 9 / L9: JrA

Session: 05

Judge's Signatures

Rank	Num	Name	Gym					AA
1	502	Alexa Rothenbuescher	Capital	9.700 1T	9.425 1	9.600 1T	9.750 1	38.475 1
2	503	Abigail Scanlon	Capital	9.700 1T	8.950 3	9.600 1T	9.425 2	37.675 2
3	508	Gabrielle Dildy	Excalibur	9.325 4	9.300 2	9.200 4	9.000 5	36.825 3
4	512	Hailey Anderson	VIGS	9.450 3	8.550 5	9.125 6	9.025 3T	36.150 4
5	509	Madelynn Jones	Excalibur	9.000 5	8.750 4	9.000 7	8.700 8	35.450 5
6	510	Jasmine Williamson	GMS	8.700 7	8.050 7	9.350 3	9.025 3T	35.125 6
7	506	Olivia Kielb	Chantilly	8.750 6	7.325 10	8.900 8	8.800 7	33.775 7
8	511	Persephone Dunn	Loudoun	8.300 8	8.225 6	7.750 10	7.450 10	31.725 8
9	504	Dorothy Cervarich	Chantilly	7.900 9	6.550 11	8.500 9	8.550 9	31.500 9
10	507	Julia Pioso	Chantilly	0.000 10T	7.400 8	9.150 5	8.875 6	25.425 10
11	505	Isabella DeCroo	Chantilly	0.000 10T	7.350 9	0.000 11	0.000 11	7.350 11

# Shamrock Invitational

## Meet Results

Mar 6-8, 2015





Page: 1

Printed: 3/9/2015 3:03:30 PM

Women / 9 / L9: JrB

Session: 05

Judge's Signatures

Rank	Num	Name	Gym					AA
1	514	Sydney Smith	Capital	9.625 1	9.500 1	8.825 6T	9.275 2	37.225 1
2	526	Kelsi Lenart	VIGS	9.575 2	9.050 2	9.500 1	8.900 7	37.025 2
3	527	Abby Thackston	VIGS	9.375 4	8.100 8	9.000 3	9.400 1	35.875 3
4	520	Victoria Friedl	GMS	9.150 8	8.425 4	8.875 5	9.225 3	35.675 4
5	521	Jordan Keller	GMS	9.200 7	8.375 5	8.950 4	9.025 4	35.550 5
6	517	Meagan Tuohy	Excalibur	8.550 11	9.000 3	8.800 8	8.875 8	35.225 6
7	516	Ashley Orlando	Excalibur	9.100 9	8.250 6	8.825 6T	8.925 6	35.100 7
8	525	Kindred Jones	RCYF	9.425 3	7.650 9	9.200 2	8.750 10	35.025 8
9	528	Desislava Yordanova	WISC	9.300 5	8.150 7	8.125 11	8.800 9	34.375 9
10	523	Kelly Herrington	Loudoun	9.225 6	7.550 10	8.200 10	9.000 5	33.975 10
11	518	Arielle Eure	Flip Force	7.700 12	6.350 11	8.275 9	8.625 11	30.950 11
12	513	Aleyah Moore	Capital	9.075 10	0.000 12	0.000 12	7.550 12	16.625 12

# Shamrock Invitational

## Meet Results

Mar 6-8, 2015





Page: 1

Printed: 3/9/2015 3:03:32 PM

Women / 9 / L9: SrA

Session: 05

Judge's Signatures

Rank	Num	Name	Gym					AA
1	538	Mia Highfill	GMS	9.475 2	8.850 3	9.475 1	9.050 8	36.850 1
2	540	Rose Fanara	Paragon	9.150 6	9.075 1	8.675 9	9.325 1	36.225 2
3	543	Carmen Snow	VIGS	9.200 4T	8.800 4	8.825 6	9.125 7	35.950 3
4	529	Hannah Dotson	Capital	9.050 7	8.450 7	9.200 2	9.200 4	35.900 4
5	542	Madison McGee	VIGS	9.225 3	8.300 8	8.775 8	9.175 5T	35.475 5
6	541	Christina May	Paragon	9.550 1	8.900 2	7.525 14	9.250 3	35.225 6
7	536	Aliyah Then	Excalibur	8.750 8	8.550 5	8.950 4T	8.925 9	35.175 7
8	539	Mackenzie Kennedy	Loudoun	9.200 4T	7.500 9	9.000 3	9.275 2	34.975 8
9	537	Morgan Baddley	GMS	8.150 9	8.525 6	8.950 4T	9.175 5T	34.800 9
10	533	Emma Nocera	Chantilly	8.050 10	6.900 10	7.900 12	8.700 11	31.550 10
11	535	Sonya Spiewak	Chantilly	0.000 11T	0.000 11T	7.875 13	8.825 10	16.700 11
12	534	Jenna Shuey	Chantilly	0.000 11T	0.000 11T	8.000 10	8.350 12	16.350 12
13	531	Brenna Lawrence	Chantilly	0.000 11T	0.000 11T	7.950 11	8.050 13	16.000 13
14	530	Jennifer Moser	Capital	0.000 11T	0.000 11T	8.800 7	0.000 14	8.800 14

# Shamrock Invitational

## Meet Results

Mar 6-8, 2015





Page: 1

Printed: 3/9/2015 3:03:33 PM

Women / 9 / L9: SrB

Session: 05

Judge's Signatures

Rank	Num	Name	Gym					AA
1	544	Rebecca Glick	Capital	9.250 3T	8.625 2	9.400 1	9.325 1	36.600 1
2	561	Stephanie Washburn	VIGS	9.250 3T	9.025 1	8.400 7T	9.300 2	35.975 2
3	550	Meika Doorly	GMS	9.125 8	8.450 4	8.225 10	9.100 3	34.900 3
4	547	Natalie Weaver	Chantilly	8.100 13	7.300 9	9.050 2	9.025 5	33.475 4
5	553	Abigail Whitacre	GMS	9.100 9	7.350 7T	7.900 13	9.050 4	33.400 5
6T	549	Madison Lentz	Flip Force	8.900 11	7.725 6	8.400 7T	8.150 14	33.175 6T
6T	562	Matea Weatherilt	VIGS	8.250 12	8.200 5	8.050 11	8.675 11	33.175 6T
8	552	Alexandra Holbrook	GMS	9.200 7	6.950 12	8.025 12	8.775 10	32.950 8
9	545	Cecilia Girvin	Cardinal	8.950 10	5.850 14	8.550 5	8.875 8T	32.225 9
10	555	Kelley Lubking	Gym Quest	9.225 6	7.200 10	7.175 14	8.575 12	32.175 10
11	548	Stephanie Weir	Chantilly	8.000 14	7.150 11	8.350 9	8.500 13	32.000 11
12	554	Alexandra Wisnieski	GMS	9.250 3T	0.000 15T	8.500 6	8.875 8T	26.625 12
13	557	Maci Winebarger	Paragon	9.325 1	8.475 3	8.750 4	0.000 16	26.550 13
14	546	Anna Broussard	Chantilly	0.000 15T	7.350 7T	8.800 3	8.925 7	25.075 14
15	551	Rachel Gunraj	GMS	9.275 2	6.600 13	0.000 15T	8.000 15	23.875 15
16	559	Sarah Kuennen	VIGS	0.000 15T	0.000 15T	0.000 15T	9.000 6	9.000 16

# Shamrock Invitational

## Meet Results

Mar 6-8, 2015





Page: 1

Printed: 3/9/2015 3:03:34 PM

Women / 10 / L10: JrA

Session: 06

Judge's Signatures

Rank	Num	Name	Gym					AA
1	602	Haley Brechwald	Capital	9.775 2	9.250 3	9.450 2	9.675 2	38.150 1
2	612	Elexis Edwards	VIGS	9.400 7	9.425 1	9.225 7	9.625 3	37.675 2
3	605	Nya Reed	Capital	9.750 3	8.475 8	9.250 5T	9.700 1	37.175 3
4	607	Charlise Doctor	Excalibur	9.650 4	8.700 6	9.000 8	9.550 4T	36.900 4
5	603	Erika Hurrell	Capital	9.350 8	8.550 7	9.425 3	9.425 7T	36.750 5
6	606	Katelyn Canales	Excalibur	9.425 6	9.325 2	8.500 9	8.950 11	36.200 6
7	609	Angelica Labat	OTG	9.225 10	8.200 10	9.250 5T	9.475 6	36.150 7
8	604	Naomi Morrison	Capital	9.900 1	8.400 9	8.250 12	9.425 7T	35.975 8
9	601	Ellie Beckman	Capital	9.300 9	8.775 5	8.350 10	9.000 9	35.425 9
10	608	Cameron Hall	GMS	9.500 5	7.250 11	8.300 11	9.550 4T	34.600 10
11	611	Elinor Rogers	Paragon	9.150 11	7.000 12	9.400 4	8.975 10	34.525 11
12	610	Brooke Mills	Paragon	0.000 12	9.200 4	9.575 1	0.000 12	18.775 12

# Shamrock Invitational

## Meet Results

Mar 6-8, 2015





Page: 1

Printed: 3/9/2015 3:03:35 PM

Women / 10 / L10: JrB

Session: 06

Judge's Signatures

Rank	Num	Name	Gym					AA
1	625	Nevin Adamski	OTG	9.700 2	9.250 1	9.550 2	9.650 2	38.150 1
2	621	Ariana Orrego	Excalibur	9.625 3	8.950 4	9.450 4	9.675 1	37.700 2
3	613	Delaney Garin	Capital	9.225 7	9.200 2	9.675 1	9.550 3	37.650 3
4	616	Whitney King	Capital	9.450 5	9.000 3	9.500 3	9.475 4	37.425 4
5	619	Makayla Curtis	Excalibur	9.500 4	8.925 5	8.725 7	9.425 5T	36.575 5
6	622	Rebecca Chong	GMS	9.750 1	7.225 9	9.325 5	9.425 5T	35.725 6
7	623	Tori Edwards	GMS	9.425 6	7.300 8	9.075 6	9.275 7	35.075 7
8	638	Halsey Forster	GMS	9.025 8	8.325 7	0.000 8T	8.925 8	26.275 8
9	624	Kacey Embrey	GMS	0.000 9	8.750 6	0.000 8T	0.000 9	8.750 9

# Shamrock Invitational

## Meet Results

Mar 6-8, 2015





Page: 1

Printed: 3/9/2015 3:03:37 PM

Women / 10 / L10: SrA

Session: 06

Judge's Signatures

Rank	Num	Name	Gym					AA
1	626	Chloe Cluchey	Capital	9.750 1	9.100 1T	9.450 3T	9.475 3	37.775 1
2	630	Isabella Amado	Excalibur	9.100 4	8.675 5	9.625 1	9.575 1	36.975 2
3	628	Julia McLaughlin	Chantilly	8.900 8T	9.100 1T	9.475 2	9.425 4	36.900 3
4	634	Roya Shirley	OTG	9.650 2	8.225 8	8.925 5	9.525 2	36.325 4
5	633	Justine Callis	OTG	8.900 8T	7.625 11	9.450 3T	9.275 5	35.250 5
6	635	Jaleah White	OTG	8.950 7	8.325 7	8.450 8	9.000 7	34.725 6
7	637	Taylor White	VIGS	9.150 3	8.475 6	8.400 9	8.400 9	34.425 7
8	636	Victoria Nojaim	VIGS	9.050 5	8.200 9	8.050 11	8.700 8	34.000 8
9	632	Joanna Labban	GMS	9.000 6	6.500 12	8.525 7	9.225 6	33.250 9
10	629	Tere Alonso	Excalibur	7.650 10	8.000 10	8.225 10	8.175 10	32.050 10
11	631	Noa Caperton	GMS	0.000 11T	8.950 4	8.650 6	0.000 11T	17.600 11
12	627	Ciara Hoernke	Capital	0.000 11T	9.000 3	0.000 12	0.000 11T	9.000 12



# Shamrock Invitational

## Meet Results





Mar 6-8, 2015

Page: 1  
Printed: 3/9/2015 3:03:38 PM

Women / XD / XD

Session: 06

Judge's Signatures

Rank	Num	Name	Gym					AA
1	642	Samantha Gilliatt	Flip Force	9.025 1	9.250 1	8.675 1	9.525 1	36.475 1
2	641	Taylor Faris	Flip Force	9.000 2	8.750 2	8.550 2	9.400 2	35.700 2
3	643	Kelsey McCarthy	OTG	8.900 3	8.250 3	0.000 3	8.900 3	26.050 3

# Shamrock Invitational

## Meet Results

Mar 6-8, 2015





Page: 1

Printed: 3/9/2015 3:03:40 PM

Women / XP / XP: Jr

Session: 06

Judge's Signatures

Rank	Num	Name	Gym					AA
1	652	Olivia Stencil	Flip Force	9.400 1	9.375 1	9.200 1T	9.600 3	37.575 1
2	655	Rutvi Patel	OTG	9.225 4	9.200 3	8.225 8	9.625 2	36.275 2
3	659	Rachael Londeree	VIGS	9.150 5T	9.050 4	8.525 4	9.500 4	36.225 3
4	656	Sarah Sunas	OTG	9.100 7T	9.225 2	8.250 7	9.425 5	36.000 4
5	653	Anna Harmon	OTG	9.150 5T	8.900 5	8.500 5	9.250 7	35.800 5
6	658	Kiah Webster	OTG	9.375 2	8.375 6	8.300 6	9.675 1	35.725 6
7	654	Veronica Page	OTG	9.050 9	7.850 9	9.200 1T	9.325 6	35.425 7
8	661	Lindley Waters	VIGS	9.100 7T	8.350 7	8.800 3	9.125 8T	35.375 8
9	660	Brooke Simpson	VIGS	9.275 3	8.150 8	7.900 9	9.125 8T	34.450 9

# Shamrock Invitational

## Meet Results

Mar 6-8, 2015





Page: 1

Printed: 3/9/2015 3:03:41 PM

Women / XP / XP: Sr

Session: 06

Judge's Signatures

Rank	Num	Name	Gym					AA
1	668	Alexis Brender	'a Brandis WISC	9.350 3	9.525 1	9.375 1	9.750 1	38.000 1
2	667	Peyton Blanding	WISC	9.525 1	9.300 2T	9.050 3	9.200 6	37.075 2
3	662	Josephine Murray	Flip Force	9.200 6	9.300 2T	8.450 5	9.350 4T	36.300 3
4	669	Savannah Hughes	WISC	9.425 2	9.200 4	8.300 6	9.350 4T	36.275 4
5	665	Jodi Keck	OTG	9.325 4	8.625 5	8.025 7	9.425 2	35.400 5
6	664	Amelia Juenger	OTG	9.025 7	7.750 7	8.900 4	9.375 3	35.050 6
7	663	Meraiah Cannon	OTG	9.250 5	8.575 6	9.100 2	0.000 7	26.925 7

# Shamrock Invitational

## Meet Results

Mar 6-8, 2015





Page: 1

Printed: 3/9/2015 3:03:47 PM

Women / 5 / L5: Jr

Session: 07

Judge's Signatures

Rank	Num	Name	Gym					AA
1	708	Meliann-Essi Niangne	Apollo	9.300 1	9.250 1	9.200 2T	9.400 2	37.150 1
2	709	Emma Pizzillo	Apollo	9.100 2	9.150 2	9.050 5	9.450 1	36.750 2
3	701	Sophia Dennis	Apollo	9.025 5	8.450 5T	9.400 1	9.375 3	36.250 3
4	705	Kaedance Hamilton	Apollo	9.075 3T	8.600 4	9.000 6T	9.225 6	35.900 4
5	702	Gianna DiCola	Apollo	8.950 7	8.450 5T	9.200 2T	8.925 8	35.525 5
6	710	Angela Salley	Apollo	9.000 6	8.400 7	9.000 6T	9.050 7	35.450 6
7	712	Emma Doherty	WISC	8.800 10	8.650 3	9.100 4	8.725 9	35.275 7
8	711	Isabella Schamberger	Apollo	8.900 8T	8.000 9	8.700 9	9.325 4T	34.925 8
9	703	Mikayla Dorsey	Apollo	8.900 8T	7.400 10	8.950 8	9.325 4T	34.575 9
10	706	Hailey Hendrickson	Apollo	9.075 3T	8.100 8	8.250 10T	8.250 10	33.675 10
11	707	Alyssa Kane	Apollo	8.575 11	6.500 11	8.250 10T	7.875 11	31.200 11

# Shamrock Invitational

## Meet Results

Mar 6-8, 2015





Page: 1

Printed: 3/9/2015 3:03:48 PM

Women / 5 / L5: Sr

Session: 07

Judge's Signatures

Rank	Num	Name	Gym					AA
1	719	Erin Reilly	Apollo	9.550 1	9.050 2	9.525 1	9.800 1	37.925 1
2	715	Niya Joshua	Apollo	9.475 2T	9.475 1	8.850 7	9.700 2	37.500 2
3	717	Ethany Kisling	Apollo	9.350 4	8.700 4	9.300 2	9.525 3	36.875 3
4	724	Zoe Wallace	WISC	9.475 2T	8.675 5T	9.050 3	9.200 4	36.400 4
5	714	Yiana Johnson	Apollo	8.950 11	8.675 5T	9.000 4T	9.050 6	35.675 5
6	718	Cameron Lyons	Apollo	9.150 5	8.750 3	8.900 6	8.650 10	35.450 6
7	723	Hanna Overholt	WISC	9.100 8	8.500 7	8.500 8	8.900 7	35.000 7
8	722	Carlie Lackey	WISC	8.825 12	8.250 9	9.000 4T	8.825 8	34.900 8
9	721	Caitlyn Day	WISC	9.075 9	8.100 10	8.400 9	9.125 5	34.700 9
10	713	Angelina Conceicao	Apollo	9.125 6T	8.450 8	8.050 11	8.450 11	34.075 10
11	720	Skylar Tooks	Apollo	9.050 10	7.200 12	8.350 10	8.100 12T	32.700 11
12	716	Grace Keast	Apollo	9.125 6T	7.000 13	7.450 12T	8.725 9	32.300 12
13	725	Averi Westheimer	Windsor	8.500 13	7.400 11	7.450 12T	8.100 12T	31.450 13

# Shamrock Invitational

## Meet Results

Mar 6-8, 2015





Page: 1

Printed: 3/9/2015 3:03:43 PM

Women / XG / XG: JrA

Session: 07

Judge's Signatures

Rank	Num	Name	Gym					AA
1	736	Meredith Lee	OTG	9.225 1	9.250 2	8.750 8	9.275 5	36.500 1
2	740	Chloe Carnes	VIGS	8.850 7	9.050 4	9.150 3T	9.400 3T	36.450 2
3	741	Charlotte Gravel	WISC	9.100 2	8.700 6	8.800 7	9.600 1	36.200 3
4	737	Jaci Page	OTG	8.500 10	9.350 1	9.225 1	9.000 8	36.075 4
5	738	Beverley Vedder	OTG	8.750 8	9.150 3	8.600 10	9.400 3T	35.900 5
6	733	Nariyah Moore	Gym Quest	8.900 6	8.850 5	9.000 6	8.825 10	35.575 6
7	743	Madison Walk	WISC	8.950 5	8.450 7	9.150 3T	8.875 9	35.425 7
8	739	Aryonna Burgoyne	VIGS	9.000 3T	8.250 8	8.700 9	9.425 2	35.375 8
9	732	Abigail Crowe	Gym Quest	8.600 9	8.100 9	9.150 3T	9.150 7	35.000 9
10	734	Sarah Silva	Gym Quest	9.000 3T	7.250 10	9.200 2	9.175 6	34.625 10

# Shamrock Invitational

## Meet Results

Mar 6-8, 2015





Page: 1

Printed: 3/9/2015 3:03:44 PM

Women / XG / XG: JrB

Session: 07

Judge's Signatures

Rank	Num	Name	Gym					AA
1	747	Morgan Horstman	OTG	9.400 1	9.400 1T	9.425 2T	9.150 12	37.375 1
2	749	Emily Mills	OTG	9.325 2	8.600 14	9.400 4	9.475 2	36.800 2
3	748	Holland Long	OTG	9.000 8T	8.800 12	9.325 5	9.600 1	36.725 3
4	757	Ella Smith	WISC	8.875 12	8.950 11	9.425 2T	9.450 3T	36.700 4
5	755	Maryn Jones	VIGS	9.000 8T	9.000 7T	9.100 10	9.425 5	36.525 5
6	751	Samantha Bower	VIGS	8.750 15	9.150 3T	9.275 6	9.300 7T	36.475 6
7T	758	Emma Wolfe	WISC	9.150 4	9.400 1T	8.500 14T	9.375 6	36.425 7T
7T	756	Lisa Richburg	VIGS	9.075 6	9.000 7T	9.150 8	9.200 9T	36.425 7T
9	753	Samantha Davis	VIGS	9.200 3	9.000 7T	9.000 11	9.200 9T	36.400 9
10	752	Anna Brinegar	VIGS	8.900 10T	9.050 6	9.200 7	9.200 9T	36.350 10
11	750	Demi Page	OTG	9.100 5	9.100 5	8.750 12	9.000 14T	35.950 11
12	745	Rebecca Kemp	Gym Quest	8.775 14	8.550 15	9.475 1	9.100 13	35.900 12
13	744	Lakin Casey	Gym Quest	8.900 10T	9.000 7T	9.125 9	8.750 16	35.775 13
14	746	Lauren Goode	OTG	9.050 7	9.150 3T	7.750 17	9.300 7T	35.250 14
15	754	Abigail Gruwell	VIGS	8.600 16	8.500 16	8.400 16	9.450 3T	34.950 15
16	760	Lauren Legum	Windsor	8.850 13	8.300 17	8.600 13	9.000 14T	34.750 16
17	759	Grace Handle	Windsor	8.500 17	8.700 13	8.500 14T	8.350 17	34.050 17

# Shamrock Invitational

## Meet Results

Mar 6-8, 2015





Page: 1

Printed: 3/9/2015 3:03:45 PM

Women / XG / XG: SrA

Session: 07

Judge's Signatures

Rank	Num	Name	Gym					AA
1	772	Kimberly King	WISC	9.175 3	9.450 1	9.450 1	9.700 1	37.775 1
2	773	Hannah Overstreet	Windsor	9.200 2	9.400 3	8.750 6	9.100 8T	36.450 2
3	767	Rachel McCracken	OTG	8.675 7	9.425 2	9.000 3	9.325 5T	36.425 3
4	762	Airica Anderson	OTG	8.950 5	8.900 8	8.875 4	9.350 3T	36.075 4
5	768	Madison Nelson	OTG	9.100 4	9.050 6	8.550 8	9.350 3T	36.050 5
6	763	Eliza Carlson	OTG	8.400 12	9.200 4	9.050 2	9.325 5T	35.975 6
7	770	Arami Sanabria	VIGS	8.475 11	8.950 7	8.850 5	9.400 2	35.675 7
8	769	Mariah Pearson	VIGS	9.375 1	8.850 9	8.300 10	9.100 8T	35.625 8
9	764	Bailey Johnston	OTG	8.500 10	8.750 10	8.650 7	9.200 7	35.100 9
10	765	Deanna Kreider	OTG	8.700 6	9.150 5	7.900 13	8.800 11	34.550 10
11	761	Jada Goodman	Gym Quest	8.550 8T	8.100 12	8.200 12	8.675 13	33.525 11
12	771	Kealani Unkel	VIGS	8.550 8T	7.750 13	8.250 11	8.750 12	33.300 12
13	766	Hanna Lynch	OTG	0.000 13	8.550 11	8.450 9	8.875 10	25.875 13



# Shamrock Invitational

## Meet Results

Mar 6-8, 2015





Page: 1

Printed: 3/9/2015 3:03:49 PM

Women / 7 / L7: JrA

Session: 08

Judge's Signatures

Rank	Num	Name	Gym					AA
1	809	Raleigh Moore	OTG	9.575 2	9.350 5T	9.575 3	9.825 1	38.325 1
2	808	Kylie Houseknecht	OTG	9.425 5	9.525 2T	9.625 2	9.675 4	38.250 2
3	813	Mackenzie Kirsh	VIGS	9.350 6	9.600 1	9.500 4	9.600 5T	38.050 3
4	811	Madeline Frazier	VIGS	9.700 1	9.400 4	9.175 9	9.700 2T	37.975 4
5	807	Kennedy Seekford	Loudoun	9.500 4	9.525 2T	9.275 7	9.600 5T	37.900 5
6	806	Marisa Cisneros	Loudoun	9.525 3	9.100 9T	9.700 1	9.325 9	37.650 6
7	804	Taylor Tuohy	Excalibur	9.275 7	9.350 5T	9.200 8	9.700 2T	37.525 7
8	805	Alexis Chapman	Loudoun	9.075 10	9.225 8	9.375 5	9.000 10	36.675 8
9	801	Alexandra Routsis	Cardinal	9.100 9	9.100 9T	9.300 6	8.900 11	36.400 9
10	812	Olivia Fudala	VIGS	9.175 8	9.350 5T	8.200 12	9.550 7	36.275 10
11	802	Elizabeth Tucker	Cardinal	9.050 11	8.525 12	8.875 11	9.400 8	35.850 11
12	803	Reagan Davis	Excalibur	0.000 12	8.950 11	9.150 10	0.000 12	18.100 12

# Shamrock Invitational

## Meet Results

Mar 6-8, 2015





Page: 1

Printed: 3/9/2015 3:03:50 PM

Women / 7 / L7: JrB

Session: 08

Judge's Signatures

Rank	Num	Name	Gym					AA
1	815	Hannah Burke	Capital	9.600 1	9.800 1	9.575 2T	9.825 1	38.800 1
2	816	Haley Goldin	Capital	9.500 3	9.600 2	9.575 2T	9.750 2	38.425 2
3	817	Aurea Licciardi	Capital	9.550 2	9.300 5	9.825 1	9.650 4	38.325 3
4	824	Emma Lobash	WISC	9.275 7	9.400 4	9.475 4	9.625 5	37.775 4
5	822	Anna Stout	Loudoun	9.350 5T	9.425 3	9.150 8T	9.450 7T	37.375 5
6	823	Sydney Walker	RCYF	9.375 4	8.950 6	9.225 7	9.675 3	37.225 6
7	814	Faith McKenzie	Apollo	9.350 5T	8.700 8	9.350 5	9.450 7T	36.850 7
8	819	Alycia Abbadini	Excalibur	9.000 8	8.825 7	9.325 6	9.525 6	36.675 8
9	818	Reese Coburn	Cardinal	8.850 9	8.375 10	9.150 8T	8.775 10	35.150 9
10	821	Ella Smith	Loudoun	8.550 10	8.600 9	8.750 10	9.100 9	35.000 10

# Shamrock Invitational

## Meet Results

Mar 6-8, 2015





Page: 1

Printed: 3/9/2015 3:03:52 PM

Women / 7 / L7: JrC

Session: 08

Judge's Signatures

Rank	Num	Name	Gym					AA
1	829	Zoe Sheehan	Capital	9.900 1	9.700 1	9.750 1	9.775 2	39.125 1
2	831	Ekaterina Edwards	Cardinal	9.550 6	9.575 2	9.325 2	9.400 9T	37.850 2
3	828	Addyson Ashman	Capital	9.500 7	9.300 5	8.900 6	9.725 3T	37.425 3
4	826	Erica Mendoza	Apollo	9.650 2	9.150 6	9.100 4	9.425 8	37.325 4
5	827	Caitlyn Schreiber	Apollo	9.450 8	9.050 7T	9.050 5	9.550 6	37.100 5
6	825	Elena Bailey	Apollo	9.600 3	9.475 4	8.300 13	9.675 5	37.050 6
7	838	Natalie Stauch	WISC	9.575 4T	9.000 9	8.775 8	9.400 9T	36.750 7
8	836	Olivia Stinnette	RCYF	8.950 14	8.875 11	8.850 7	9.725 3T	36.400 8
9	837	Ashley Kiser	VIGS	9.050 10	9.050 7T	8.550 12	9.325 12	35.975 9
10	832	Alexa Kabat	Cardinal	9.025 11T	8.900 10	8.750 9T	9.025 13	35.700 10
11	834	Ryan Mabe	Flip Force	9.025 11T	8.000 12	8.750 9T	9.500 7	35.275 11
12	833	Zoya Ogork	Cardinal	9.425 9	7.875 13	8.650 11	8.650 14	34.600 12
13	835	Megan Shamp	Loudoun	9.000 13	6.400 14	9.125 3	9.400 9T	33.925 13
14	830	Wendy Wilson	Capital	9.575 4T	9.550 3	0.000 14	9.825 1	28.950 14

# Shamrock Invitational

## Meet Results

Mar 6-8, 2015





Page: 1

Printed: 3/9/2015 3:03:53 PM

Women / 7 / L7: SrA

Session: 08

Judge's Signatures

Rank	Num	Name	Gym					AA
1	845	Rebecca Stewart	Capital	9.375 8	9.725 2	9.825 1	9.875 1	38.800 1
2	851	Anna Grace Carns	VIGS	9.400 7	9.750 1	9.475 2	9.800 2	38.425 2
3	846	Mia Rose Thackston	Capital	9.600 3	8.950 7T	9.400 4	9.700 3	37.650 3
4	839	Rebecca Alphonse	Apollo	9.625 2	9.150 6	8.900 8	9.575 6T	37.250 4
5	842	Caitlyn Gates	Apollo	9.450 4	9.550 3	9.300 6	8.800 10	37.100 5
6	843	Makayla Kaulzlick	Apollo	9.425 5T	9.250 4	8.800 10	9.575 6T	37.050 6
7	844	Ava Manne	Apollo	8.750 10	8.375 9	9.425 3	9.650 5	36.200 7
8	850	Chloe Kasey	Flip Force	8.775 9	8.950 7T	9.225 7	9.125 9	36.075 8
9	841	Madison Fry	Apollo	9.700 1	8.100 11	8.350 12	9.675 4	35.825 9
10	840	Ajani Crowell	Apollo	9.425 5T	8.150 10	8.850 9	9.225 8	35.650 10
11	848	Charlotte Bunch	Cardinal	8.600 11	7.425 12	8.450 11	8.450 11	32.925 11
12	847	Claire de la Garrigue	Capital	0.000 12	9.225 5	9.350 5	0.000 12	18.575 12

# Shamrock Invitational

## Meet Results

Mar 6-8, 2015





Page: 1

Printed: 3/9/2015 3:03:54 PM

Women / 7 / L7: SrB

Session: 08

Judge's Signatures

Rank	Num	Name	Gym					AA
1	855	Gillian Spencer	Capital	9.750 1	9.475 2	9.500 1	9.800 1	38.525 1
2	852	Courtney Dickerson	Apollo	9.700 2	9.575 1	9.025 4	9.775 2	38.075 2
3	861	Abigail Bauer	RCYF	9.500 4	9.200 3	8.825 7T	9.575 3	37.100 3
4	858	Tara Stewart	Cardinal	9.275 5	8.800 4	8.900 6	9.350 5	36.325 4
5	853	Emma Friend	Apollo	9.575 3	7.900 7	9.400 2	9.000 8	35.875 5
6	863	Jessica Young	RCYF	9.225 6	8.350 6	9.000 5	9.225 7	35.800 6
7	860	Shannon McLaughlin	OTG	8.800 10	8.650 5	8.825 7T	9.475 4	35.750 7
8	856	Kathleen Bostick	Cardinal	9.150 8	7.450 8	9.050 3	8.750 10	34.400 8
9	857	Madeline Lucas	Cardinal	8.650 11	7.400 9	8.200 11	8.775 9	33.025 9
10	864	Alaina Godoy	WISC	9.175 7	5.800 11	8.675 9	9.325 6	32.975 10
11	859	Kathryn Summers	Cardinal	8.825 9	7.000 10	8.500 10	7.900 11	32.225 11

# Shamrock Invitational

## Meet Results

Mar 6-8, 2015





Page: 1

Printed: 3/9/2015 3:03:55 PM

Women / 7 / L7: SrC

Session: 08

Judge's Signatures

Rank	Num	Name	Gym					AA
1	867	Hannah Johnson	Capital	9.525 2T	9.400 1	9.600 1	9.500 3	38.025 1
2	875	Madison Lieurance	OTG	9.250 8	9.075 2	9.525 2T	9.675 1	37.525 2
3	866	Janel Gaskins	Apollo	9.500 4	8.850 4	9.525 2T	9.100 11	36.975 3
4	873	Tyian Johnson	Excalibur	9.650 1	8.475 5T	8.800 7	9.575 2	36.500 4
5	865	Mikaela DeBoer	Apollo	9.000 11	8.950 3	8.700 10	9.475 4	36.125 5
6	877	Madeline Fudala	VIGS	9.275 6T	7.750 10	9.275 5	9.400 5	35.700 6
7	876	Alissa Rentas	OTG	9.400 5	8.250 7	8.750 8T	9.150 8T	35.550 7
8	870	Lauren Prestenbach	Cardinal	9.150 9T	7.950 9	9.100 6	9.150 8T	35.350 8
9	878	Katherine Livingston	VIGS	8.900 13	7.600 11	9.350 4	9.175 7	35.025 9
10T	869	Alessa Ogork	Cardinal	9.525 2T	7.350 13	8.750 8T	9.000 12	34.625 10T
10T	872	Dorothy Washington	Cardinal	9.150 9T	8.475 5T	7.850 11	9.150 8T	34.625 10T
12	868	Sydney Cushing	Cardinal	9.275 6T	8.050 8	7.500 13	9.225 6	34.050 12
13	871	Jenna Vogel	Cardinal	8.950 12	7.550 12	7.700 12	7.900 13	32.100 13

# Shamrock Invitational

## Meet Results

Mar 6-8, 2015





Page: 1

Printed: 3/9/2015 3:03:56 PM

Women / 4 / L4: JrA

Session: 09

Judge's Signatures

Rank	Num	Name	Gym					AA
1	904	Isabella Orlando	Apollo	9.125 7T	9.575 4	9.250 3	9.675 1	37.625 1
2	910	Kristin McAfee	OTG	9.075 9T	9.625 3	9.475 1	9.425 5T	37.600 2
3	915	Rena-Sky Wetzler	VIGS	9.450 2	9.525 5	9.050 5	9.425 5T	37.450 3
4	914	Danica Conklin	VIGS	9.175 5T	9.650 1T	8.900 9	9.600 2T	37.325 4
5	908	Alassandra Agustin	OTG	9.650 1	9.100 8	8.825 10	9.600 2T	37.175 5
6	905	Madilynn Schmitz	Apollo	9.375 3	9.300 6	8.700 12	9.600 2T	36.975 6
7	916	Laurel Ho	WISC	9.175 5T	9.150 7	8.950 8	9.400 7	36.675 7
8	911	Gracie Mick	Roanoke	9.325 4	8.700 11T	9.325 2	9.225 8	36.575 8
9	901	Arianna Chesla	Apollo	9.050 11	9.650 1T	8.475 13	8.850 12	36.025 9
10	913	Nevaeh Van Buren	Roanoke	8.700 12T	8.700 11T	9.150 4	9.200 9	35.750 10
11	909	Julia Lee	OTG	9.125 7T	8.550 13	9.025 6T	8.875 11	35.575 11
12	902	Danielle Haynes	Apollo	8.700 12T	8.525 14	8.750 11	8.950 10	34.925 12
13	906	Addison Meyers	BRAG	9.075 9T	9.025 9	8.200 14	8.500 14	34.800 13
14	912	Ellie Quinn	Roanoke	8.150 14	8.725 10	9.025 6T	8.675 13	34.575 14

# Shamrock Invitational

## Meet Results

Mar 6-8, 2015





Page: 1

Printed: 3/9/2015 3:03:58 PM

Women / 4 / L4: JrB

Session: 09

Judge's Signatures

Rank	Num	Name	Gym					AA
1	928	Ailee Sheehan	OTG	8.850 7T	9.700 1	9.650 1	9.625 1T	37.825 1
2	927	Alena Demakas	OTG	9.225 2	9.550 2	9.450 2	9.425 5	37.650 2
3	926	Amani White	Excalibur	9.200 3	9.500 3T	9.400 3T	9.375 7	37.475 3
4	931	Taylor Ligatti	VIGS	9.050 5	9.225 8	9.400 3T	9.500 4	37.175 4
5	932	Ella Robinson	VIGS	9.075 4	9.300 5T	9.150 6T	8.875 12	36.400 5
6	919	Taylor Garber	Apollo	8.100 17	9.300 5T	9.350 5	9.625 1T	36.375 6
7	929	Caroline Carns	VIGS	9.300 1	9.025 11	8.625 15	9.350 8	36.300 7
8	918	Liliana Bermudez	Apollo	9.000 6	9.275 7	9.000 9T	8.800 14	36.075 8
9	922	Alexandra Litzo	Apollo	8.800 9	8.850 12	9.000 9T	9.400 6	36.050 9
10	917	Kara Applegate	Apollo	8.600 10T	9.050 10	8.725 14	9.525 3	35.900 10
11	921	Mia Hicks	Apollo	8.525 12	9.075 9	9.050 8	9.050 11	35.700 11
12	924	Sarah Hollingsworth	BRAG	8.000 18	9.500 3T	8.850 13	8.850 13	35.200 12
13	930	Abigail Leonard	VIGS	8.225 16	8.750 13	9.150 6T	8.675 15	34.800 13
14	934	Madeline Sipe	WISC	8.450 13	7.550 17	9.000 9T	9.150 10	34.150 14
15	933	Brielle Kelso	WISC	8.400 14	8.200 15	8.900 12	8.475 16	33.975 15
16	920	Isabelle Gvozdas	Apollo	8.250 15	8.175 16	8.050 18	9.250 9	33.725 16
17	923	Jaelynn Vance	Apollo	8.850 7T	8.350 14	8.400 17	8.000 18	33.600 17
18	925	Mackenzie West	Excalibur	8.600 10T	6.200 18	8.600 16	8.225 17	31.625 18



# Shamrock Invitational

## Meet Results

Mar 6-8, 2015





Page: 1

Printed: 3/9/2015 3:03:59 PM

Women / 4 / L4: JrC

Session: 09

Judge's Signatures

Rank	Num	Name	Gym					AA
1	942	Autumn Hartman	OTG	9.425 1	9.775 2	9.850 1	9.800 1	38.850 1
2	944	Savanna Miller	OTG	9.250 3	9.800 1	9.700 2	9.625 3	38.375 2
3	945	Olivia Reese	OTG	9.375 2	9.525 6	9.525 3T	9.700 2	38.125 3
4	946	Lauren Sanford	OTG	9.225 4	9.675 4T	9.350 8	9.300 8	37.550 4
5	943	Kendall Mariano	OTG	8.600 14	9.675 4T	9.525 3T	9.500 6	37.300 5
6	940	Mia Amador	OTG	8.750 11	9.700 3	9.300 9T	9.525 5	37.275 6
7	948	Allison Lambert	Roanoke	9.125 5	9.075 13	9.300 9T	9.350 7	36.850 7
8	941	Madison Hanrahan	OTG	8.925 6	9.325 8	9.475 5	9.050 12T	36.775 8
9	947	Sophie Talreja	OTG	8.850 8	9.125 12	9.275 12	9.175 9	36.425 9
10	936	Lauren Oehlbert	Apollo	8.625 13	9.175 11	9.400 7	9.025 14	36.225 10
11	951	Alie Korver	VIGS	8.050 17	9.375 7	9.200 13	9.550 4	36.175 11
12	949	Victoria Baird	VIGS	8.825 9	9.250 9	9.300 9T	8.650 16	36.025 12
13	950	Peyton Holloman	VIGS	8.700 12	9.200 10	9.000 14	9.075 11	35.975 13
14	938	Ryleigh Shackelton	BRAG	8.800 10	8.200 18	9.450 6	9.050 12T	35.500 14
15	953	Grace Getkin	WISC	8.900 7	8.375 16	8.750 16	9.100 10	35.125 15
16	937	Ashley Nickerson	BRAG	8.275 16	8.800 15	8.600 18	9.000 15	34.675 16
17	935	Anna Kate Keast	Apollo	8.000 18	8.350 17	8.900 15	8.300 18	33.550 17
18	939	Brooklyn Walters	Excalibur	7.700 19	6.700 19	8.575 19	8.500 17	31.475 18
19	952	Alexis Stroud	VIGS	8.450 15	8.825 14	8.700 17	0.000 19	25.975 19

# Shamrock Invitational

## Meet Results

Mar 6-8, 2015





Page: 1

Printed: 3/9/2015 3:04:00 PM

Women / 4 / L4: SrA

Session: 09

Judge's Signatures

Rank	Num	Name	Gym					AA
1	962	Samantha Burd	OTG	9.575 1	9.800 1	9.750 1	9.675 2T	38.800 1
2	965	Madison Urbaniak	OTG	9.475 2	9.750 2	9.550 3T	9.825 1	38.600 2
3	961	Riley Brown	OTG	9.300 4	9.700 3T	9.450 5T	9.675 2T	38.125 3
4	970	Innocent Mensah	VIGS	9.425 3	9.575 7	9.550 3T	9.450 7	38.000 4
5T	964	Samantha Lee	OTG	9.200 5*	9.675 5	9.575 2	9.275 8	37.725 5T
5T	960	Brendyl Bostic	OTG	9.200 5*	9.550 8	9.450 5T	9.525 5	37.725 5T
7	966	Callie Wells	OTG	8.875 8	9.700 3T	8.850 14	9.500 6	36.925 7
8	959	Ericka Robertson	Excalibur	9.100 7	9.500 9	9.275 8	8.950 11	36.825 8
9	963	Emily Clark	OTG	8.750 10	9.650 6	9.300 7	9.100 9	36.800 9
10	954	Caitriona Boyd	Apollo	8.775 9	7.800 16	9.050 11	9.600 4	35.225 10
11T	958	Anna Addison	BRAG	8.325 14	9.275 10	8.900 13	8.650 13	35.150 11T
11T	955	Katelyn Cassedy	Apollo	8.700 11	8.725 11	8.725 15	9.000 10	35.150 11T
13	967	Kylee Crumpler	Pure	8.275 15	8.700 12	9.150 9T	8.625 14	34.750 13
14	971	Alyssa Krejcarek	WISC	8.600 12	8.575 13	8.250 16	8.675 12	34.100 14
15	956	Sophia Evanisko	Apollo	8.400 13	7.900 14T	9.150 9T	8.100 16	33.550 15
16	969	Morgan Meekins	Roanoke	7.800 16	7.500 17	8.925 12	8.000 17	32.225 16
17	957	Kesa Hamner	Apollo	7.500 17	7.900 14T	7.925 17	8.425 15	31.750 17

# Shamrock Invitational

## Meet Results

Mar 6-8, 2015





Page: 1

Printed: 3/9/2015 3:04:01 PM

Women / 4 / L4: SrB

Session: 09

Judge's Signatures

Rank	Num	Name	Gym					AA
1	979	Rebekkah Funderburk	OTG	9.625 1	10.000 1	9.750 1	9.850 1	39.225 1
2	984	McKenna Sweeney	OTG	9.575 2	9.850 2	9.350 4	9.650 2	38.425 2
3	977	Emily Bulechek	OTG	9.000 6	9.775 3	9.425 3	9.450 3	37.650 3
4	978	Naomi Dawkins	OTG	9.075 4T	9.475 5	9.575 2	9.425 4	37.550 4
5	982	Cameron Pender	OTG	9.325 3	9.575 4	9.125 9	8.900 6T	36.925 5
6	983	Josefina Sanchez	OTG	9.075 4T	9.100 10	9.250 7	9.275 5	36.700 6
7	980	Victoria Kelling	OTG	8.800 7T	9.425 6	9.150 8	8.800 10	36.175 7
8T	972	Alison Dellinger	BRAG	8.700 10*	9.200 8	9.300 5T	8.625 13	35.825 8T
8T	987	Emily Murrill	Roanoke	8.700 10*	9.150 9	9.075 11	8.900 6T	35.825 8T
10	990	Grace Gallagher	WISC	8.550 13	8.900 12T	9.300 5T	8.875 8	35.625 10
11	975	Jovan Fuller	Excalibur	8.775 9	9.400 7	8.225 17	8.825 9	35.225 11
12	973	Lauren Maire	BRAG	8.800 7T	8.900 12T	8.600 16	8.525 15	34.825 12
13	985	Zoe Hanrahan	Pure	8.275 16	8.875 14	8.875 14	8.675 12	34.700 13
14	991	Tea Iverson	WISC	8.425 15	8.550 17	9.050 12	8.600 14	34.625 14
15	988	Chastity Underwood	Roanoke	8.025 18	8.150 18	9.100 10	8.700 11	33.975 15
16	981	Cheyenne McMurtray	OTG	8.500 14	8.600 16	9.000 13	7.850 17	33.950 16
17	976	Hailey Osinkosky	Excalibur	8.700 10T	8.850 15	8.000 18	7.700 18	33.250 17
18	989	Elexia Wynn	Roanoke	8.200 17	9.000 11	7.750 19	8.000 16	32.950 18
19	986	Erika Murrill	Roanoke	0.000 19	0.000 19	8.825 15	0.000 19	8.825 19

# Shamrock Invitational

## Meet Results

Mar 6-8, 2015





Page: 1

Printed: 3/9/2015 3:04:02 PM

Women / 3 / L3: JrA

Session: 10

Judge's Signatures

Rank	Num	Name	Gym					AA
1	1019	Addisen Kim	VIGS	9.150 4T	9.150 4	9.100 1	9.050 5	36.450 1
2	1004	Jakiyah Eason	Excalibur	9.300 1	8.750 10T	8.950 3	9.275 1	36.275 2
3	1018	Skyler Johnson	Pure	8.625 14	9.200 2T	9.000 2	9.175 3	36.000 3
4	1012	Kaylee Cristaldi	OTG	9.200 3	9.000 8T	8.725 7	9.025 6	35.950 4
5	1016	Marcy Stambaugh	OTG	8.700 11	9.075 5T	8.700 8	9.250 2	35.725 5
6	1011	Karley Brown	OTG	8.900 7	9.000 8T	8.650 9T	9.125 4	35.675 6
7	1005	Isabella Edralin	Excalibur	8.650 12T	9.275 1	8.800 5	8.850 8T	35.575 7
8	1003	Rachel Davis	Excalibur	8.650 12T	9.200 2T	8.400 14T	8.850 8T	35.100 8
9	1002	Trinity Coltellino	Excalibur	8.850 9	8.750 10T	8.900 4	8.575 14	35.075 9
10	1014	Marilyn Pablo	OTG	9.125 6	9.025 7	8.400 14T	8.475 15	35.025 10
11	1017	Kenzie Yau	OTG	9.225 2	8.150 16	8.750 6	8.700 11	34.825 11
12	1006	Cadence Morlock	Excalibur	8.550 16	9.075 5T	8.550 11	8.600 13	34.775 12
13	1013	Katelyn Jackson	OTG	8.875 8	8.650 12	8.450 13	8.750 10	34.725 13
14	1010	Saige Antolin	OTG	8.825 10	8.200 15	8.500 12	8.675 12	34.200 14
15	1015	Olivia Roach	OTG	8.500 17T	8.450 13	8.050 16	9.000 7	34.000 15
16	1009	Audrey Viers	Excalibur	8.600 15	8.250 14	8.650 9T	7.900 17	33.400 16
17	1001	Simone Carnes	Excalibur	9.150 4T	7.850 17	7.550 18	8.300 16	32.850 17
18	1008	Sara Tepovich	Excalibur	8.500 17T	7.250 18	7.600 17	6.850 18	30.200 18

# Shamrock Invitational

## Meet Results

Mar 6-8, 2015





Page: 1

Printed: 3/9/2015 3:04:04 PM

Women / 3 / L3: JrB

Session: 10

Judge's Signatures

Rank	Num	Name	Gym					AA
1	1029	Devyn Roane	OTG	9.525 4	9.750 2T	9.600 1	9.700 1T	38.575 1
2	1027	Brooke Miller	OTG	9.550 3	9.750 2T	9.450 2	9.700 1T	38.450 2
3	1030	Krista Webster	OTG	9.700 2	9.675 5	9.400 4	9.650 3	38.425 3
4	1024	Ayla Acevedo	OTG	9.400 8	9.900 1	9.425 3	9.550 5	38.275 4
5	1033	Marla Bundick	VIGS	9.275 10	9.625 6	8.900 12T	9.625 4	37.425 5
6	1034	Hannah-Grace Foltz	VIGS	9.200 11T	9.450 8	9.100 6	9.450 7	37.200 6
7	1028	Sara Mitchell	OTG	9.050 16	9.350 10T	9.250 5	9.275 8	36.925 7
8	1036	Samee Rogers	VIGS	9.450 6	9.325 12	8.900 12T	9.175 10T	36.850 8
9	1023	Chloe Virgili	Excalibur	9.200 11T	9.375 9	9.050 7T	9.050 14	36.675 9
10	1032	Sanai Beckwith	VIGS	9.100 15	9.300 13	9.050 7T	9.150 12	36.600 10
11	1025	Ella Denno	OTG	9.750 1	9.700 4	7.650 19	9.475 6	36.575 11
12	1037	Whitley Talbert	VIGS	9.500 5	9.500 7	8.500 17	9.000 15	36.500 12
13	1026	Gabrielle Fulford	OTG	9.200 11T	9.050 15	9.050 7T	9.175 10T	36.475 13
14	1022	Julia Fontan	Excalibur	9.425 7	9.100 14	8.650 16	8.800 17	35.975 14
15	1020	Noelle Hopkins	BRAG	8.550 19	9.350 10T	9.025 11	8.675 19	35.600 15
16	1038	Lily Verbeek	VIGS	9.175 14	8.550 18	8.750 15	9.075 13	35.550 16
17	1035	Darcy Kopsinis	VIGS	9.375 9	8.900 17	7.900 18	9.225 9	35.400 17
18	1021	Dara Arsenova	Excalibur	8.675 18	9.025 16	8.900 12T	8.750 18	35.350 18
19	1031	Mazie Hertzberg	Pure	9.000 17	8.050 19	9.050 7T	8.875 16	34.975 19

# Shamrock Invitational

## Meet Results

Mar 6-8, 2015





Page: 1

Printed: 3/9/2015 3:04:05 PM

Women / 3 / L3: SrA

Session: 10

Judge's Signatures

Rank	Num	Name	Gym					AA
1	1045	Sri Christian	OTG	9.650 2	9.800 2	9.675 1	9.700 3	38.825 1
2	1053	Amelia Steinemer	OTG	9.900 1	9.550 6T	9.500 4	9.825 2	38.775 2
3	1052	Rylee Smeltzer	OTG	9.475 5	9.550 6T	9.625 2	9.875 1	38.525 3
4	1043	Mason Bradley	OTG	9.350 9T	9.900 1	9.400 6T	9.450 5T	38.100 4
5	1051	Sophia Schreiber	OTG	9.500 4	9.625 3T	9.450 5	9.450 5T	38.025 5
6	1042	Elizabeth Bausas	OTG	9.350 9T	9.625 3T	9.400 6T	9.575 4	37.950 6
7	1050	Sophia Recupero	OTG	9.400 7T	9.525 8	9.225 8	9.325 7T	37.475 7
8	1044	Taylor Carlson	OTG	9.325 11T	9.625 3T	9.150 10	9.125 13	37.225 8
9	1048	Nadia Jones	OTG	9.400 7T	9.350 9	9.200 9	9.050 14	37.000 9
10	1047	Jaden Howell	OTG	9.325 11T	9.300 10	8.950 11T	9.175 11T	36.750 10
11	1049	Evangeleah Rappo	OTG	8.725 16	9.100 13	9.525 3	9.325 7T	36.675 11
12	1041	Regan Askew	OTG	9.300 13	8.950 14T	8.900 13	9.300 9	36.450 12
13	1040	Emmy Kim	BRAG	9.050 14	9.225 12	8.800 15	9.200 10	36.275 13
14	1055	Ella Krempf	VIGS	8.800 15	8.950 14T	8.625 18	9.175 11T	35.550 14
15	1056	Amelia Leonard	VIGS	9.425 6	8.800 16	8.650 17	8.525 16T	35.400 15
16	1054	Haley Piercy	Pure	8.700 17	9.250 11	8.250 19	8.525 16T	34.725 16
17	1046	Allison Hearrell	OTG	8.575 18T	8.450 17	8.700 16	8.850 15	34.575 17
18	1058	Madison Dickens	Windsor	9.600 3	7.100 19	8.850 14	8.475 18	34.025 18
19	1057	Taylor Boutin	Windsor	8.575 18T	7.450 18	8.950 11T	8.350 19	33.325 19

# Shamrock Invitational

## Meet Results

Mar 6-8, 2015





Page: 1

Printed: 3/9/2015 3:04:06 PM

Women / 3 / L3: SrB

Session: 10

Judge's Signatures

Rank	Num	Name	Gym					AA
1	1062	Kylie Brown	OTG	9.825 1	9.825 1	9.575 2	9.750 3	38.975 1
2	1066	Shelby Koshak	OTG	9.650 4	9.575 8	9.625 1	9.775 1T	38.625 2
3	1073	Adrienne Staub	OTG	9.525 7	9.500 9T	9.525 3	9.675 4	38.225 3
4	1072	Autumn Rouch	OTG	9.400 9	9.725 3	9.400 7	9.575 6	38.100 4
5	1065	Rilyn Kittrell	OTG	9.750 2	9.500 9T	9.450 4T	9.350 11	38.050 5
6	1078	Macie Wright	Pure	9.275 10	9.775 2	9.300 9	9.625 5	37.975 6
7	1077	Molly Wilson	OTG	9.625 5	9.325 11	9.425 6	9.550 7	37.925 7
8	1067	Reagan McGary	OTG	9.675 3	9.600 7	8.800 15	9.775 1T	37.850 8
9	1064	Elizabeth Herbst	OTG	9.475 8	9.650 4T	9.225 10	9.300 13	37.650 9
10	1070	Mackenzie Murphy	OTG	9.200 13	9.650 4T	9.150 11	9.500 8T	37.500 10
11	1069	Pashince Milligan	OTG	9.550 6	9.650 4T	8.700 16T	9.325 12	37.225 11
12	1063	Myla Chappell	OTG	9.050 15	9.300 12	9.375 8	9.475 10	37.200 12
13	1071	Nadia O'Neal	OTG	9.250 11	8.600 14	9.450 4T	9.500 8T	36.800 13
14	1061	Sarah Golsen	BRAG	9.125 14	8.950 13	8.875 14	9.225 15	36.175 14
15	1068	Ella Midgett	OTG	8.850 19	8.450 16	8.900 13	9.200 16	35.400 15
16	1060	Amanda Golsen	BRAG	8.875 18	8.550 15	8.700 16T	9.250 14	35.375 16
17	1075	Savanah Tichenor	OTG	9.000 16T	8.050 18	9.125 12	9.175 17	35.350 17
18	1074	Taylor Stephenson	OTG	9.225 12	8.150 17	8.450 19	8.950 18	34.775 18
19	1059	Sol Bourdeau	BRAG	9.000 16T	7.450 19	8.650 18	8.800 19	33.900 19

# Shamrock Invitational

## Team Results





Mar 6-8, 2015

Page: 1

Printed: 3/9/2015 3:04:12 PM

Women / 3 / All Ages

Session: All

Rank	Gym	Team	Score				
1	OTG	*	117.500	29.475 1	29.625 1	28.925 1	29.475 1
2	VIGS	*	112.500	28.375 2	28.575 2	27.250 4	28.300 2
3	WISC	*	112.200	28.350 3	27.600 5	28.125 2	28.125 3
4	Pure	*	110.225	26.975 6	28.225 3	27.350 3	27.675 4T
5	Excalibur	*	109.850	27.925 4	27.850 4	26.900 5	27.175 6
6	BRAG	*	109.075	27.175 5	27.525 6	26.700 6	27.675 4T



# Shamrock Invitational

## Team Results





Mar 6-8, 2015

Page: 1

Printed: 3/9/2015 3:04:13 PM

Women / 4 / All Ages





Session: All

Rank	Gym	Team	Score				
1	OTG	*	117.325	28.850 1	29.650 1	29.350 1	29.475 1
2	VIGS	*	113.825	28.175 2	28.750 2	28.250 2	28.650 3
3	Apollo	*	112.975	27.550 3	28.525 3	28.000 3	28.900 2
4	Roanoke	*	109.925	27.150 4	27.225 6	27.775 4	27.775 4
5	Excalibur	*	109.900	27.075 5	28.400 4	27.275 7	27.150 6
6	BRAG	*	109.200	26.675 6T	27.975 5	27.650 5	26.900 7
7	WISC	*	108.300	26.675 6T	26.625 7	27.350 6	27.650 5

# Shamrock Invitational

## Team Results

Mar 6-8, 2015

Rank	Gym	Team	Score				
1	Apollo	*	113.500	28.375 1	27.875 1	28.225 1	29.025 1
2	WISC	*	107.850	27.650 2	25.825 2	27.150 2	27.225 2

# Shamrock Invitational

## Team Results





Mar 6-8, 2015

Page: 1

Printed: 3/9/2015 3:04:16 PM

Women / 6 / All Ages

Session: All

Rank	Gym	Team	Score				
1	Apollo	*	114.825	28.450 3	28.550 1	28.800 2	29.025 2
2	Capital	*	114.275	28.425 4	27.600 3	28.975 1	29.275 1
3	OTG	*	114.050	28.700 1	27.850 2	28.575 3	28.925 3
4	Flip Force	*	112.025	28.050 6	27.100 4	28.400 5	28.475 5
5T	VIGS	*	111.125	27.875 7	26.725 6	27.850 6*	28.675 4
5T	Loudoun	*	111.125	28.625 2	26.425 7	27.850 6*	28.225 8
7	Pure	*	110.950	28.100 5	26.075 8	28.450 4	28.325 7
8	Excalibur	*	110.700	27.650 8	26.875 5	27.800 8	28.375 6
9	WISC	*	107.075	27.150 9	25.700 9	26.875 9	27.350 9

# Shamrock Invitational

## Team Results





Mar 6-8, 2015

Page: 1

Printed: 3/9/2015 3:04:17 PM

Women / 7 / All Ages

Session: All

Rank	Gym	Team	Score				
1	Capital	*	117.400	29.250 1	29.225 1	29.400 1	29.525 1
2	Apollo	*	115.125	29.050 2	28.600 3	28.350 3T	29.125 3
3	VIGS	*	114.625	28.450 4	28.750 2	28.325 5	29.100 4
4	OTG	*	114.250	28.400 5	27.950 5	28.725 2	29.175 2
5	Loudoun	*	113.350	28.375 6	28.175 4	28.350 3T	28.450 7
6	Cardinal	*	112.000	28.500 3	27.575 6	27.775 6	28.150 9
7	Excalibur	*	111.525	27.925 9	27.125 7	27.675 7	28.800 6
8	RCYF	*	111.175	28.100 7	27.025 8	27.075 8	28.975 5
9	WISC	*	107.500	28.025 8	24.200 9	26.925 9	28.350 8

# Shamrock Invitational

## Team Results





Mar 6-8, 2015

Page: 1

Printed: 3/9/2015 3:04:18 PM

Women / 8 / All Ages

Session: All

Rank	Gym	Team	Score				
1	Capital	*	115.350	28.625 1	28.775 1	29.225 1	28.725 1
2	OTG	*	113.825	27.950 2	28.575 2	28.600 2	28.700 2
3	GMS	*	111.675	27.350 3	27.975 3	28.000 4	28.350 3
4	Loudoun	*	108.400	26.225 4	26.225 5	28.350 3	27.600 6
5	VIGS	*	108.225	25.600 5	27.475 4	27.175 6	27.975 4
6	RCYF	*	104.525	25.525 6	23.700 6	27.925 5	27.375 7
7	Cardinal	*	101.275	25.450 7	23.100 7	25.950 7	26.775 8
8	Flip Force	*	100.650	24.925 8	22.350 8	25.750 8	27.625 5

# Shamrock Invitational

## Team Results





Mar 6-8, 2015

Page: 1

Printed: 3/9/2015 3:04:19 PM

Women / 9 / All Ages





Session: All

Rank	Gym	Team	Score				
1	Capital	*	114.000	29.025 1	27.875 1	28.600 1	28.500 1
2	VIGS	*	110.775	28.400 2	26.875 3	27.625 3	27.875 2
3	GMS	*	109.100	28.000 4	25.825 5	27.775 2	27.500 3
4	Excalibur	*	108.475	27.425 5	27.050 2	27.150 4	26.850 4
5	Chantilly	*	100.925	24.900 7	22.100 7	27.100 5	26.825 5
6	Loudoun	*	100.675	26.725 6	23.275 6	24.950 6T	25.725 6
7	Paragon	*	98.000	28.025 3	26.450 4	24.950 6T	18.575 7

# Shamrock Invitational

## Team Results





Mar 6-8, 2015

Rank	Gym	Team	Score				
1	Capital	*	114.525	29.425 1	27.550 1	28.625 1	28.925 1
2	Excalibur	*	112.850	28.775 2	27.200 2	28.075 3	28.800 2
3	OTG	*	111.275	28.575 4	25.800 5	28.250 2	28.650 3
4	GMS	*	110.000	28.675 3	26.025 4	27.050 4	28.250 4
5	VIGS	*	106.100	27.600 5	26.100 3	25.675 5	26.725 5

# Shamrock Invitational

## Team Results

Mar 6-8, 2015





Rank	Gym	Team	Score				
1	OTG	*	116.175	29.025 1	29.125 1	28.850 1	29.175 1
2	WISC	*	114.900	28.900 2	28.575 2	28.575 2	28.850 2
3	Excalibur	*	112.700	27.650 3	28.550 3	28.500 3	28.000 3



# Shamrock Invitational

## Team Results





Mar 6-8, 2015

Rank	Gym	Team	Score				
1	OTG	*	112.750	27.950 1	28.175 1	28.150 1	28.475 2
2	WISC	*	112.000	27.425 3	27.800 2	28.025 2	28.750 1
3	VIGS	*	110.825	27.650 2	27.250 3	27.625 4	28.300 3
4	Gym Quest	*	108.450	26.800 4	26.400 4T	27.825 3	27.425 4
5	Windsor	*	105.250	26.550 5	26.400 4T	25.850 5	26.450 5

# Shamrock Invitational

## Team Results

Mar 6-8, 2015

Rank	Gym	Team	Score				
1	WISC	*	111.350	28.300 1	28.025 1	26.725 2	28.300 2
2	OTG	*	111.200	27.950 2	27.325 2	27.200 1	28.725 1
3	VIGS	*	106.050	27.525 3	25.550 3	25.225 3	27.750 3

# Shamrock Invitational

## Team Results





Mar 6-8, 2015

Page: 1

Printed: 3/9/2015 3:04:09 PM

Women / XS / All Ages

Session: All

Rank	Gym	Team	Score				
1	OTG	*	115.925	29.100 1	28.850 1	29.075 1	28.900 1
2	WISC	*	113.725	28.600 2	28.725 2	28.125 3T	28.275 3
3	Excalibur	*	113.000	28.150 4	28.225 3	28.175 2	28.450 2
4	VIGS	*	112.300	28.325 3	27.750 5	28.125 3T	28.100 4
5	Gym Quest	*	110.250	26.850 5	28.000 4	27.650 5	27.750 5